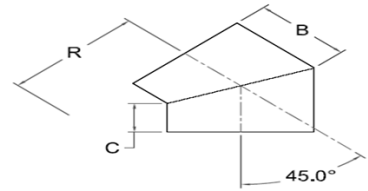


## IPS FAB 2 SEG. 30 ELBOW

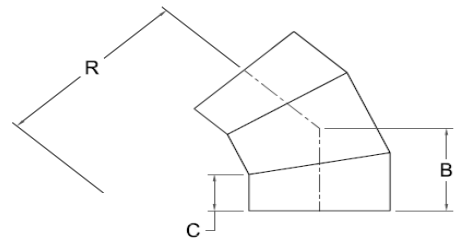
Nominal Size [in.]	Actual OD [in.]	Pressure Class [psi] @ 73°F	DR	Dimension			Weight per Item [lbs]
				R [in.]	C [in.]	B [in.]	
3	3.500	125	DR 17	7 3/8	4	4 1/2	1
		200	DR 11				2
		250	DR 9				2
		335	DR 7				
4	4.500	125	DR 17	7 7/8	5	5 5/8	2
		200	DR 11				3
		250	DR 9				3
		335	DR 7				
6	6.625	125	DR 17	12 5/8	6	6 7/8	6
		200	DR 11				7
		250	DR 9				8
		335	DR 7				
8	8.625	125	DR 17	13 5/8	6 1/2	7 5/8	11
		200	DR 11				13
		250	DR 9				15
		335	DR 7				
10	10.750	125	DR 17	16 1/2	6 1/2	8	12
		200	DR 11				18
		250	DR 9				22
		335	DR 7				26
12	12.750	125	DR 17	19 1/8	8	9 3/4	21
		200	DR 11				32
		250	DR 9				38
		335	DR 7				45
14	14.000	125	DR 17	21	8	9 7/8	27
		200	DR 11				40
		250	DR 9				48
		335	DR 7				58
16	16.000	125	DR 17	24	8	10 1/8	37
		200	DR 11				55
		250	DR 9				66
		335	DR 7				79
18	18.000	125	DR 17	27	8	10 1/2	47
		200	DR 11				70
		250	DR 9				83
		335	DR 7				100
20	20.000	125	DR 17	30	8	10 3/4	60
		200	DR 11				90
		250	DR 9				108
		335	DR 7				129
22	22.000	125	DR 17	33	8	11	76
		200	DR 11				114
		250	DR 9				136
		335	DR 7				162
24	24.000	125	DR 17	36	8	11 1/4	94
		200	DR 11				141
		250	DR 9				168
		335	DR 7				201



## IPS FAB 2 SEG. 45 ELBOW

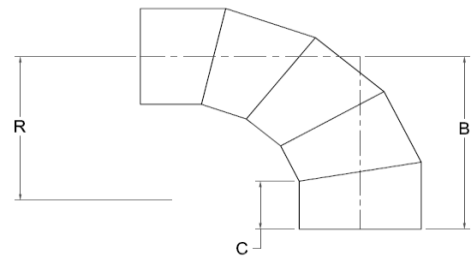
Nominal Size [in.]	Actual OD [in.]	Pressure Class [psi] @ 73°F	DR	Dimension			Weight per Item [lbs]
				R [in.]	C [in.]	B [in.]	
3	3.500	125	DR 17				
		200	DR 11				
		250	DR 9				
		335	DR 7				
4	4.500	125	DR 17				
		200	DR 11				
		250	DR 9				
		335	DR 7				
6	6.625	125	DR 17				
		200	DR 11				
		250	DR 9				
		335	DR 7				
8	8.625	125	DR 17				
		200	DR 11				
		250	DR 9				
		335	DR 7				
10	10.750	125	DR 17	12 5/8	6 1/2	8 3/4	12
		200	DR 11				18
		250	DR 9				22
		335	DR 7				26
12	12.750	125	DR 17	13 5/8	8	10 5/8	21
		200	DR 11				32
		250	DR 9				38
		335	DR 7				45
14	14.000	125	DR 17	14 1/4	8	10 7/8	27
		200	DR 11				40
		250	DR 9				48
		335	DR 7				58
16	16.000	125	DR 17	15 1/4	8	11 5/16	37
		200	DR 11				55
		250	DR 9				66
		335	DR 7				79
18	18.000	125	DR 17	16 1/4	8	11 3/4	47
		200	DR 11				70
		250	DR 9				83
		335	DR 7				100
20	20.000	125	DR 17	17 1/4	8	12 1/8	60
		200	DR 11				90
		250	DR 9				108
		335	DR 7				129
22	22.000	125	DR 17	23 1/16	8	12 9/16	76
		200	DR 11				114
		250	DR 9				136
		335	DR 7				162
24	24.000	125	DR 17	24 1/16	8	13	94
		200	DR 11				141
		250	DR 9				168
		335	DR 7				201

Technical Notes: All fittings are manufactured to ASTM F2206 standards and butt-fused per ASTM F2620. Dimensions and weights are nominal and subject to fabrication tolerances of ±1/4" or ±5%. Data is for preliminary reference only and becomes binding only when cited in a formal EPG submittal. Additional sizes, custom angles, and specific DRs are available upon request.



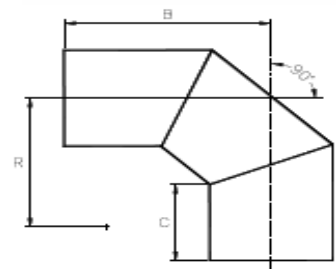
### IPS FAB 3 SEG. 45 ELBOW

Nominal Size [in.]	Actual OD [in.]	Pressure Class [psi] @ 73°F	DR	Dimension			Weight per Item [lbs]
				R [in.]	C [in.]	B [in.]	
3	3.500	125	DR 17	13 5/8	4	7 1/4	
		200	DR 11				2
		250	DR 9				2
		335	DR 7				3
4	4.500	125	DR 17	14 1/4	5	8 1/2	
		200	DR 11				3
		250	DR 9				4
		335	DR 7				5
6	6.625	125	DR 17	15 1/4	6	10	
		200	DR 11				8
		250	DR 9				10
		335	DR 7				12
8	8.625	125	DR 17	16 1/4	6 1/2	10 7/8	
		200	DR 11				15
		250	DR 9				18
		335	DR 7				22
10	10.750	125	DR 17	17 1/4	6 1/2	11 1/4	
		200	DR 11				16
		250	DR 9				24
		335	DR 7				29
12	12.750	125	DR 17	19 1/2	8	13 1/2	
		200	DR 11				35
		250	DR 9				27
		335	DR 7				40
14	14.000	125	DR 17	21	8	13 7/8	
		200	DR 11				34
		250	DR 9				50
		335	DR 7				60
16	16.000	125	DR 17	24	8	14 3/4	
		200	DR 11				74
		250	DR 9				46
		335	DR 7				70
18	18.000	125	DR 17	27	8	15 5/8	
		200	DR 11				83
		250	DR 9				92
		335	DR 7				111
20	20.000	125	DR 17	30	8	16 1/2	
		200	DR 11				62
		250	DR 9				92
		335	DR 7				132
22	22.000	125	DR 17	33	8	17 1/4	
		200	DR 11				80
		250	DR 9				121
		335	DR 7				144
24	24.000	125	DR 17	36	8	18 1/8	
		200	DR 11				104
		250	DR 9				153
		335	DR 7				183



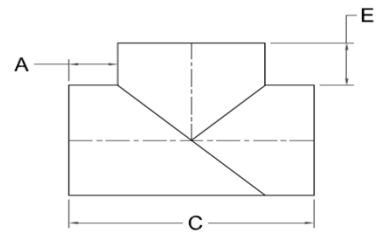
### IPS FAB 5 SEG. 90 ELL

Nominal Size [in.]	Actual OD [in.]	Pressure Class [psi] @ 73°F	DR	Dimension			Weight per Item [lbs]
				R [in.]	C [in.]	B [in.]	
3	3.500	125	DR 17	13 5/8	4	15 1/4	
		200	DR 11				3
		250	DR 9				4
		335	DR 7				4
4	4.500	125	DR 17	14 1/4	5	16 7/8	
		200	DR 11				6
		250	DR 9				7
		335	DR 7				8
6	6.625	125	DR 17	15 1/4	6	18 7/8	
		200	DR 11				13
		250	DR 9				16
		335	DR 7				19
8	8.625	125	DR 17	16 1/4	6 1/2	20 3/8	
		200	DR 11				24
		250	DR 9				29
		335	DR 7				35
10	10.750	125	DR 17	17 1/4	6 1/2	21 3/8	
		200	DR 11				26
		250	DR 9				39
		335	DR 7				47
12	12.750	125	DR 17	19 1/2	8	24 7/8	58
		200	DR 11				43
		250	DR 9				64
		335	DR 7				77
14	14.000	125	DR 17	21	8	26 1/4	95
		200	DR 11				54
		250	DR 9				81
		335	DR 7				97
16	16.000	125	DR 17	24	8	28 7/8	120
		200	DR 11				77
		250	DR 9				115
		335	DR 7				137
18	18.000	125	DR 17	27	8	31 3/8	164
		200	DR 11				106
		250	DR 9				158
		335	DR 7				189
20	20.000	125	DR 17	30	8	34	225
		200	DR 11				141
		250	DR 9				210
		335	DR 7				251
22	22.000	125	DR 17	33	8	36 5/8	300
		200	DR 11				183
		250	DR 9				273
		335	DR 7				325
24	24.000	125	DR 17	36	8	39 1/4	389
		200	DR 11				232
		250	DR 9				346
		335	DR 7				413
							493



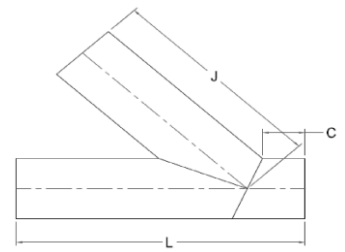
### FAB IPS 3 SEG 90

Nominal Size [in.]	Actual OD [in.]	Pressure Class [psi] @ 73°F	DR	Dimension			Weight per Item [lbs]
				R [in.]	C [in.]	B [in.]	
3	3.500	125	DR 17				
		200	DR 11				
		250	DR 9				
		335	DR 7				
4	4.500	125	DR 17				
		200	DR 11				
		250	DR 9				
		335	DR 7				
6	6.625	125	DR 17				
		200	DR 11				
		250	DR 9				
		335	DR 7				
8	8.625	125	DR 17	10 3/4	6 1/2	14 5/8	
		200	DR 11				
		250	DR 9				
		335	DR 7				
10	10.750	125	DR 17	12 5/8	6 1/2	16 1/8	21
		200	DR 11				31
		250	DR 9				37
		335	DR 7				43
12	12.750	125	DR 17	13 5/8	8	18 5/8	34
		200	DR 11				51
		250	DR 9				61
		335	DR 7				72
14	14.000	125	DR 17	14 1/4	8	19 1/4	42
		200	DR 11				62
		250	DR 9				75
		335	DR 7				89
16	16.000	125	DR 17	15 1/4	8	20 1/4	56
		200	DR 11				84
		250	DR 9				100
		335	DR 7				120
18	18.000	125	DR 17	16 1/4	8	21 1/4	76
		200	DR 11				113
		250	DR 9				135
		335	DR 7				161
20	20.000	125	DR 17	17 1/4	8	22 1/4	98
		200	DR 11				147
		250	DR 9				175
		335	DR 7				209
22	22.000	125	DR 17	23 1/16	8	26 1/16	134
		200	DR 11				201
		250	DR 9				239
		335	DR 7				286
24	24.000	125	DR 17	24 1/16	8	27 1/16	167
		200	DR 11				250
		250	DR 9				298
		335	DR 7				356



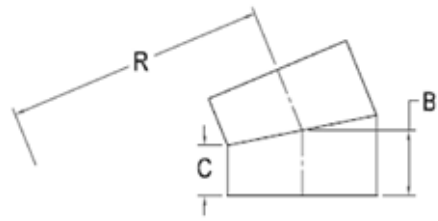
## IPS FAB TEE

Nominal Size [in.]	Actual OD [in.]	Pressure Class [psi] @ 73°F	DR	Dimension			Weight per Item [lbs]
				R [in.]	C [in.]	B [in.]	
3	3.500	125	DR 17				
		200	DR 11				
		250	DR 9				
		335	DR 7				
4	4.500	125	DR 17	6	16 1/2	6	5
		200	DR 11				6
		250	DR 9				7
		335	DR 7				
6	6.625	125	DR 17	6	16 5/8	6	12
		200	DR 11				14
		250	DR 9				18
		335	DR 7				
8	8.625	125	DR 17	8	24 5/8	8	20
		200	DR 11				28
		250	DR 9				34
		335	DR 7				
10	10.750	125	DR 17	8	26 3/4	8	22
		200	DR 11				32
		250	DR 9				38
		335	DR 7				48
12	12.750	125	DR 17	8	28 3/4	8	37
		200	DR 11				55
		250	DR 9				66
		335	DR 7				82
14	14.000	125	DR 17	9	32	9	46
		200	DR 11				69
		250	DR 9				82
		335	DR 7				102
16	16.000	125	DR 17	9	34	9	76
		200	DR 11				113
		250	DR 9				135
		335	DR 7				167
18	18.000	125	DR 17	10	38	10	100
		200	DR 11				149
		250	DR 9				178
		335	DR 7				221
20	20.000	125	DR 17	10	40	10	140
		200	DR 11				209
		250	DR 9				249
		335	DR 7				309
22	22.000	125	DR 17	12	46	12	178
		200	DR 11				262
		250	DR 9				312
		335	DR 7				390
24	24.000	125	DR 17	12	48	12	216
		200	DR 11				322
		250	DR 9				385
		335	DR 7				481



## IPS FAB LATERAL

Nominal Size [in.]	Actual OD [in.]	Pressure Class [psi] @ 73°F	DR	Dimension			Weight per Item [lbs]
				L [in.]	C [in.]	J [in.]	
3	3.500	125	DR 17	23	4	18 1/4	4
		200	DR 11				5
		250	DR 9				
		335	DR 7				
4	4.500	125	DR 17	24 3/8	4	19 1/2	7
		200	DR 11				8
		250	DR 9				10
		335	DR 7				
6	6.625	125	DR 17	31 3/8	6	24	19
		200	DR 11				21
		250	DR 9				28
		335	DR 7				
8	8.625	125	DR 17	36 1/4	8	26 3/8	40
		200	DR 11				45
		250	DR 9				54
		335	DR 7				
10	10.750	125	DR 17	41 1/4	8	31	55
		200	DR 11				81
		250	DR 9				97
		335	DR 7				
12	12.750	125	DR 17	44	8	33 3/8	82
		200	DR 11				122
		250	DR 9				146
		335	DR 7				
14	14.000	125	DR 17	55	8	43 7/8	111
		200	DR 11				165
		250	DR 9				197
		335	DR 7				
16	16.000	125	DR 17	70	10 1/2	55 3/4	160
		200	DR 11				239
		250	DR 9				
		335	DR 7				
18	18.000	125	DR 17	71	10 1/2	57 1/4	215
		200	DR 11				320
		250	DR 9				
		335	DR 7				
20	20.000	125	DR 17	78	12	62	325
		200	DR 11				485
		250	DR 9				
		335	DR 7				
22	22.000	125	DR 17	80	12	63 1/2	411
		200	DR 11				613
		250	DR 9				
		335	DR 7				
24	24.000	125	DR 17	82	12	65	510
		200	DR 11				760
		250	DR 9				
		335	DR 7				



## IPS FAB 2 SEG. 22.5 ELBOW

Nominal Size [in.]	Actual OD [in.]	Pressure Class [psi] @ 73°F	DR	Dimension			Weight per Item [lbs]
				R [in.]	C [in.]	B [in.]	
3	3.500	125	DR 17	13 5/8	4	4 3/8	1
		200	DR 11				1
		250	DR 9				1
		335	DR 7				
4	4.500	125	DR 17	14 1/4	5	5 1/2	2
		200	DR 11				2
		250	DR 9				3
		335	DR 7				
6	6.625	125	DR 17	15 1/4	6	16 5/8	6
		200	DR 11				6
		250	DR 9				7
		335	DR 7				
8	8.625	125	DR 17	16 1/4	6 1/2	7 3/8	10
		200	DR 11				10
		250	DR 9				12
		335	DR 7				
10	10.750	125	DR 17	17 1/4	6 1/2	7 5/8	11
		200	DR 11				17
		250	DR 9				20
		335	DR 7				
12	12.750	125	DR 17	19 1/2	8	9 1/4	19
		200	DR 11				28
		250	DR 9				34
		335	DR 7				
14	14.000	125	DR 17	21	8	9 3/8	23
		200	DR 11				35
		250	DR 9				41
		335	DR 7				
16	16.000	125	DR 17	24	8	9 5/8	31
		200	DR 11				46
		250	DR 9				55
		335	DR 7				
18	18.000	125	DR 17	27	8	9 3/4	41
		200	DR 11				60
		250	DR 9				71
		335	DR 7				
20	20.000	125	DR 17	30	8	10	51
		200	DR 11				75
		250	DR 9				90
		335	DR 7				
22	22.000	125	DR 17	33	8	10 1/4	63
		200	DR 11				93
		250	DR 9				111
		335	DR 7				
24	24.000	125	DR 17	36	8	10 3/8	76
		200	DR 11				113
		250	DR 9				135
		335	DR 7				